

PHILIPS  
RESPIRONICS

*DreamWear*

CPAPXCHANGE

SLEEP WELL TONIGHT



© 2019 Koninklijke Philips N.V. All rights reserved.  
Specifications are subject to change without notice.

Caution: U.S. federal law restricts these devices  
to sale by or on the order of a physician.

RRDPGH JM 7/18/19 PN 1143703 MCI 4109213  
1010 Murry Ridge Lane, Murrysville, PA 15668  
800 345 6443 • 724 387 4000

This mask  
**changes everything**





# Like wearing nothing at all<sup>1-3</sup>

Patients can sleep how they want with the freedom and comfort of DreamWear

The Philips Respironics DreamWear frame supports full face, nasal and gel pillows cushions to meet patients' needs. DreamWear's remarkable design directs airflow through the frame so patients can sleep comfortably, and the tubing connection located at the top of the head allows patients to sleep in any position they desire—on their stomach, side, or back.



**Users told us that DreamWear gave them more freedom to move, had a better fit than their prescribed mask, and comes closest to making them feel like they don't have anything on their face during therapy.<sup>4-6</sup>**

Give your patients the headgear with all-night staying power

Our innovative, slip-resistant design – similar to eyeglasses holding the mask securely in place above, but not touching the ears – is designed to provide more stability and an improved fit and seal without compromising the comfort that your patients expect from the DreamWear mask.



**In a recent study, 98% of gel pillows<sup>7</sup> and 94% of nasal users<sup>8</sup> stated that the updated headgear on DreamWear masks stays in place during use.**

<sup>1</sup>DreamWear Under The Nose: Data analysis at 30 days of use of 2015 Philips sponsored patient preference trial (n=98). Prescribed masks include ResMed Swift FX, ResMed Mirage FX, Philips Wisp, and ResMed AirFit P10.

<sup>2</sup>DreamWear Gel Pillows: Data analysis at 30 days of use of 2017 Philips sponsored patient preference trial (n=80). Prescribed masks include ResMed Swift FX and AirFit P10, F&P Opus and Pilairo, and Philips Nuance and Nuance Pro.

<sup>3</sup>DreamWear Full Face: Data analysis of Aug 2017 Patient Preference trial where n = 85 and prescribed masks include ResMed Airfit F10 and F20, Philips Respironics Amara View and F&P Simplus.

<sup>4</sup>DreamWear Under The Nose: Data analysis at 30 days of use of 2015 Philips sponsored patient preference trial (n=98). Prescribed masks include ResMed Swift FX, ResMed Mirage FX, Philips Wisp, and ResMed P10. Data analysis at 10 days of use of 2019 Philips sponsored patient preference trial (n=81). Prescribed masks included ResMed Airfit N10, N20, Mirage Fx, Philips Wisp, Pico, ComfortGel Blue, F&P Eson & Eson 2.

<sup>5</sup>DreamWear Full Face: Data analysis of Aug 2017 Patient Preference trial where n = 85 and prescribed masks include ResMed Airfit F10 and F20, Respironics Amara View and F&P Simplus.


<sup>6</sup>DreamWear Gel Pillows: Data analysis at 30 days of use of 2017 Philips sponsored patient preference trial (n=80). Prescribed masks include ResMed Swift FX and P10, F&P Opus and Pilairo, and Philips Nuance and Nuance Pro. Data analysis at 10 days of use of 2019 Philips sponsored patient preference trial (n = 72). Prescribed masks include ResMed Airfit P10, Swift Fx, Philips Nuance / Nuance Pro, F&P Brevida, Opus & Pilairo.

<sup>7</sup>Patient Preference study with DreamWear gel pillows with original headgear users; n=47, Jan/March 2019, at 30 days. Original headgear references to the slit headgear design on DreamWear gel pillows mask.

<sup>8</sup>Patient Preference study with DreamWear Nasal with original headgear users; (n=140), Jan/March 2019, at 30 days. Original headgear references to the slit headgear design on DreamWear UTN Nasal mask.



# DreamWear



**Soft silicone frame**  
Light, flexible material designed for comfort.

**Open field of vision**  
Wear glasses, read, and watch TV.

**No red marks\***  
Leaves no marks on the bridge of the nose.

**Innovative**  
Under-the-nose design.

**Top-of-head tube connection**  
Provides freedom of movement throughout the night.

**In-frame airflow**  
Unique design allows airflow through the frame to help patients sleep comfortably.

**Headgear with arms**  
Slip-resistant design provides more stability.



**Interchangeable cushions**  
Easily switch between full face, nasal and gel pillows cushions.

\*Mask does not directly contact the bridge of the nose or nostrils.



# One mask

## fits all three cushion types

### Simply switch cushions without changing masks

Choosing the right mask for your patients is one of the most difficult jobs you face. The non-stop trial and error involving the masks, cushions, and headgear needed to fit your patients becomes tedious and time-consuming.

On top of that, you must manage patients in their initial acceptance period who struggle for a variety of reasons including poor fit, leaking, nasal congestion and others.

Now, DreamWear's design allows you to quickly and easily switch between full face, nasal and gel pillows cushions without changing masks. With fewer mask decisions to make, you can focus on what's really important: your patients.

### Benefits

- Can accommodate full face, nasal and gel pillows cushions
- Allows for easy switching between cushion types
- May reduce the number of masks needed to set up a patient
- Helps streamline the amount of inventory to be managed
- Can increase efficiency by requiring education on only one mask



Clinicians rated the DreamWear mask with nasal and gel pillows cushions as taking less time to change than another pillows mask and nasal mask.\*

\* Data analysis of RT and ST (n=21) survey responses regarding the amount of time needed to switch between two different masks on a patient.





# DreamWear **patient fitting guide**

Follow the instructions to get started fitting your full face, nasal or gel pillows mask

## Full face

Using the full face sizing gauge, hold horizontally under the nose and select the cushion size based on where the outer edge of your nostrils and tip of your nose contact the gauge.

Note: Four cushion sizes (small, medium, large, medium-wide) are available. Please refer to your instructions for use for further fitting information.



The cushion opening will be directly under the nostrils. The cushion will hug the nose and mouth, and leak will be minimal.

Note: At no time should the nose be inside of the cushion opening. If any part of the cushion overlaps the nose, the cushion is being worn incorrectly. A different size cushion may be needed.



With the mask assembled, place the cushion under the nose.



Position the frame on the top of the head. Pull the headgear over the back of the head.

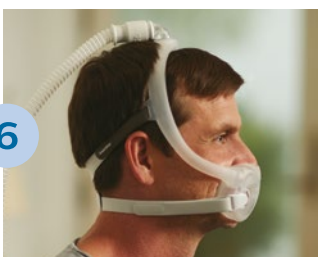


Attach the magnetic headgear clips to the mask cushion.



To adjust the mask, peel the headgear tabs away from the fabric. Adjust the length of the top straps. Press the tabs back against the fabric to reattach. Repeat this step with the bottom straps.

Note: Do not overtighten the headgear.



Position the mask until it fits comfortably. When finished, the elbow should rest at the top of the head.

Note: Please read the Instructions for use for further fitting information.

## Nasal

Using the nasal cushion sizing gauge (included with the mask), hold it horizontally under the nose. Select the cushion size based on where the outer edge of the nostrils and tip of the nose contact the gauge.

Note: Four cushion sizes (small, medium, large, medium-wide) are available. Please refer to your instructions for use for further fitting information.



The cushion opening will be directly under the nostrils. The cushion will hug the nose and leak will be minimal.

Note: At no time should the nose be inside the cushion opening. If any part of the cushion overlaps the nose, the cushion is being worn incorrectly.



With the mask assembled, place the cushion under the nose.



Position the frame on the top of the head. Pull the headgear over the back of the head.



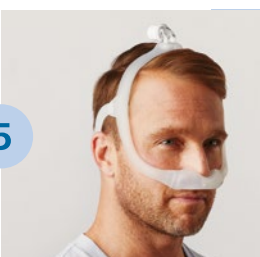
← **All fabric headgear** →

To adjust the mask, peel the headgear tabs away from the fabric. Adjust the straps length. Press the tabs back against the fabric to reattach.

Note: Do not overtighten the headgear.



← **Headgear with arms** →



Position the mask until it fits comfortably. When finished, the elbow should rest at the top of the head.

Note: Please read the Instructions for Use for further fitting information.

## Gel pillows

Using the gel pillows sizing gauge, place the pillows cushion tips into the nostrils. Choose the cushion size that allows the blue gel bases to sit comfortably under the nose without any gaps.

Note: Three cushion sizes (small, medium, large) are available. Please refer to your instructions for use for further fitting information.



The cushion opening will be directly under the nostrils. The cushion will hug the nose and leak will be minimal.

Note: At no time should the nose be inside the cushion opening. If any part of the cushion overlaps the nose, the cushion is being worn incorrectly.



With the mask assembled, place the cushion under the nose.



Position the frame on the top of the head. Pull the headgear over the back of the head.



← **All fabric headgear** →

To adjust the mask, peel the headgear tabs away from the fabric. Adjust the straps length. Press the tabs back against the fabric to reattach.

Note: Do not overtighten the headgear.



← **Headgear with arms** →



Position the mask until it fits comfortably. When finished, the elbow should rest at the top of the head.

Note: Please read the Instructions for Use for further fitting information.

# Making it simple to find the right fit

Achieving the right fit with DreamWear is easy

## Medium frame sizing


The medium mask frame will comfortably fit most faces. If the medium frame does not fit a patient's face, a small or large mask frame might better suit your patient's needs.



Medium correct frame

Proper fit

## Large frame sizing




Mask too small

Large correct frame

Proper fit

## Small frame sizing



Mask too large

Small correct frame

Proper fit

# Ordering information

DreamWear standard and fitpak configurations	Nasal part number	Gel pillows part number	Full face part number
DreamWear with headgear, sm and med frames, small cushion	N/A	N/A	1133375
DreamWear with headgear, sm and med frames, medium cushion	N/A	N/A	1133376
DreamWear with headgear, sm and med frames, large cushion	N/A	N/A	1133377
DreamWear with headgear, sm and med frames, med-wide cushion	N/A	N/A	1133378
DreamWear with headgear, med frame, all cushion sizes	1116700	1124984	1133400
DreamWear without headgear, med frame, all cushion sizes	1116701	1124985	N/A
DreamWear with headgear arms, sm and med frames, sm and med cushions	1142376	N/A	N/A
DreamWear mask without headgear, medium frame	Nasal part number	Gel pillows part number	Full face part number
Small cushion	1116705	1124986	1133405
Medium cushion	1116706	1124987	1133406
Large cushion	1116707	1125008	1133407
Medium-wide cushion*	1116708	N/A	1133408
DreamWear mask without headgear, small frame	Nasal part number	Gel pillows part number	Full face part number
Small cushion	1116710	1125009	1133410
Medium cushion	1116711	1125010	1133411
Large cushion	1116712	1125011	1133412
Medium-wide cushion*	1116713	N/A	1133413
DreamWear mask without headgear, large frame	Nasal part number	Gel pillows part number	Full face part number
Small cushion	1116715	1125012	1133415
Medium cushion	1116716	1125013	1133416
Large cushion	1116717	1125014	1133417
Medium-wide cushion*	1116718	N/A	1133418
DreamWear mask with headgear, small frame	Nasal part number	Gel pillows part number	Full face part number
Small cushion	1116685	1125018	1133385
Medium cushion	1116686	1125019	1133386
Large cushion	1116687	1125020	1133387
Medium-wide cushion*	1116688	N/A	1133388
DreamWear mask with headgear, medium frame	Nasal part number	Gel pillows part number	Full face part number
Small cushion	1116680	1125015	1133380
Medium cushion	1116681	1125016	1133381
Large cushion	1116682	1125017	1133382
Medium-wide cushion*	1116683	N/A	1133383
DreamWear mask with headgear, large frame	Nasal part number	Gel pillows part number	Full face part number
Small cushion	1116690	1125021	1133390
Medium cushion	1116691	1125022	1133391
Large cushion	1116692	1125023	1133392
Medium-wide cushion*	1116693	N/A	1133393
Replacement parts	Nasal part number	Gel pillows part number	Full face part number
Small cushion	1116740	1125035	1133430
Medium cushion	1116741	1125036	1133431
Large cushion	1116742	1125037	1133432
Medium-wide cushion*	1116743	N/A	1133433
Small frame	1116745	1116745	1116745
Medium frame	1116746	1116746	1116746
Large frame	1116747	1116747	1116747
Headgear	1116750	1116750	1133450
DreamWear headgear with arms	1116751	1116751	NA
Headgear magnetic clips	N/A	N/A	1133454
Fabric wraps	1116754	1116754	1116754
Sizing gauge	1116752	1125038	1116752

\*A medium-wide cushion isn't available for gel pillows.